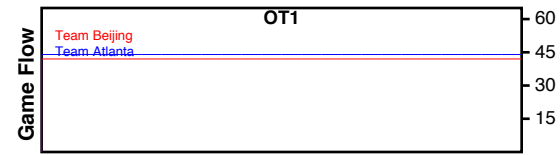


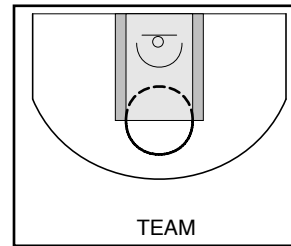
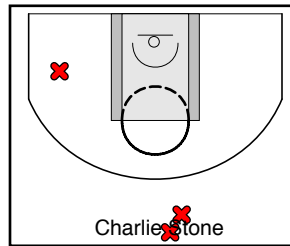
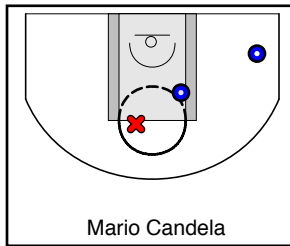
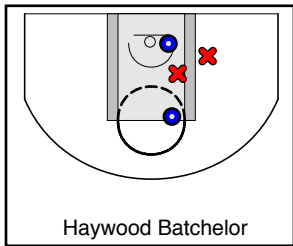
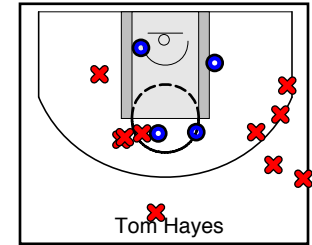
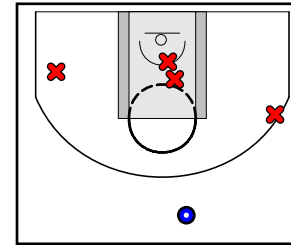
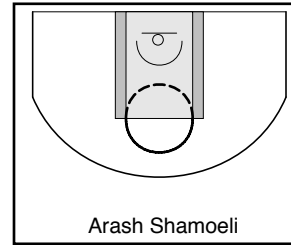
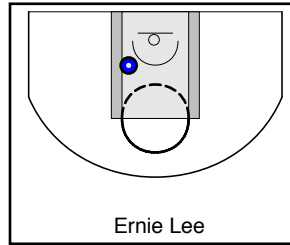
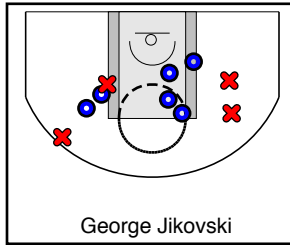
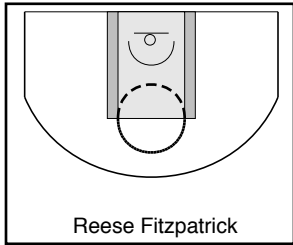
Team Beijing

07/28/2018 Team Beijing at Team Atlanta (USABFC)

| | 1 | 2 | 3 | OT1 | T |
|--------------|----|----|----|-----|----|
| Team Beijing | 8 | 14 | 12 | 8 | 42 |
| Team Atlanta | 10 | 12 | 14 | 8 | 44 |



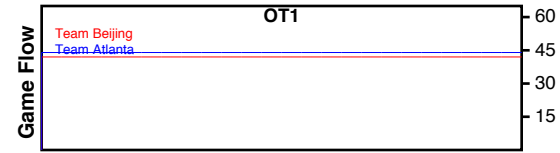
| # | Name | G | MIN | FGM | FGA | FG% | 2PM | 2PA | 2P% | 3PM | 3PA | 3P% | FTM | FTA | FT% | OREB | DREB | REB | AST | STL | BLK | DEF | TO | PF | CHG | PM | PTS | |
|----|-------------------|----------|----------|-----------|-----------|-------------|-----------|-----------|-------------|----------|-----------|-------------|----------|----------|-------------|-----------|-----------|-----------|-----------|----------|----------|----------|-----------|-----------|----------|-----------|-----------|----|
| 4 | Reese Fitzpatrick | 1 | 0 | 0 | 0 | .000 | 0 | 0 | .000 | 0 | 0 | .000 | 0 | 0 | .000 | 0 | 0 | 0 | 0 | 0 | 0 | 0 | 0 | 0 | 0 | 0 | -2 | 0 |
| 7 | George Jikovski | 1 | 0 | 6 | 10 | .600 | 6 | 9 | .667 | 0 | 1 | .000 | 0 | 0 | .000 | 0 | 2 | 2 | 3 | 3 | 0 | 0 | 7 | 1 | 0 | 0 | -2 | 12 |
| 8 | Ernie Lee | 1 | 0 | 1 | 1 | 1.000 | 1 | 1 | 1.000 | 0 | 0 | .000 | 0 | 0 | .000 | 0 | 0 | 0 | 0 | 0 | 0 | 0 | 0 | 0 | 0 | 0 | -2 | 2 |
| 10 | Arash Shamoeli | 1 | 0 | 0 | 0 | .000 | 0 | 0 | .000 | 0 | 0 | .000 | 0 | 0 | .000 | 0 | 0 | 0 | 1 | 0 | 0 | 0 | 0 | 0 | 0 | 0 | -2 | 0 |
| 31 | | 1 | 0 | 1 | 6 | .167 | 0 | 4 | .000 | 1 | 2 | .500 | 0 | 0 | .000 | 1 | 0 | 1 | 0 | 2 | 1 | 0 | 1 | 4 | 0 | 0 | 0 | 3 |
| 40 | Tom Hayes | 1 | 0 | 5 | 15 | .333 | 5 | 12 | .417 | 0 | 3 | .000 | 2 | 4 | .500 | 5 | 7 | 12 | 1 | 2 | 1 | 0 | 0 | 1 | 0 | 0 | -2 | 12 |
| 42 | Haywood Batchelor | 1 | 0 | 2 | 4 | .500 | 2 | 4 | .500 | 0 | 0 | .000 | 2 | 2 | 1.000 | 4 | 10 | 14 | 3 | 0 | 1 | 0 | 5 | 3 | 0 | 0 | 0 | 6 |
| 53 | Mario Candela | 1 | 0 | 2 | 3 | .667 | 2 | 3 | .667 | 0 | 0 | .000 | 0 | 0 | .000 | 0 | 7 | 7 | 5 | 0 | 0 | 0 | 0 | 1 | 0 | 0 | 0 | 4 |
| 72 | Charlie Stone | 1 | 0 | 1 | 5 | .200 | 0 | 0 | .000 | 1 | 5 | .200 | 0 | 0 | .000 | 0 | 1 | 1 | 0 | 0 | 0 | 0 | 2 | 0 | 0 | 0 | 0 | 3 |
| | TEAM | 1 | 0 | 0 | 0 | .000 | 0 | 0 | .000 | 0 | 0 | .000 | 0 | 0 | .000 | 1 | 3 | 4 | 0 | 0 | 0 | 0 | 0 | 0 | 0 | 0 | 0 | 0 |
| | TOTALS | 1 | 0 | 18 | 44 | .409 | 16 | 33 | .485 | 2 | 11 | .182 | 4 | 6 | .667 | 11 | 30 | 41 | 13 | 7 | 3 | 0 | 15 | 10 | 0 | -2 | 42 | |



Team Atlanta

07/28/2018 Team Beijing at Team Atlanta (USABFC)

| | 1 | 2 | 3 | OT1 | T |
|--------------|----|----|----|-----|----|
| Team Beijing | 8 | 14 | 12 | 8 | 42 |
| Team Atlanta | 10 | 12 | 14 | 8 | 44 |



| # | Name | G | MIN | FGM | FGA | FG% | 2PM | 2PA | 2P% | 3PM | 3PA | 3P% | FTM | FTA | FT% | OREB | DREB | REB | AST | STL | BLK | DEF | TO | PF | CHG | PM | PTS |
|----|----------------|----------|----------|-----------|-----------|-------------|-----------|-----------|-------------|----------|-----------|-------------|----------|----------|-------------|-----------|-----------|-----------|-----------|-----------|----------|----------|----------|----------|----------|----------|-----------|
| 9 | Ronn Nicolli | 1 | 0 | 0 | 5 | .000 | 0 | 4 | .000 | 0 | 1 | .000 | 0 | 0 | .000 | 1 | 0 | 1 | 1 | 1 | 0 | 0 | 0 | 1 | 0 | 2 | 0 |
| 25 | Bryce Maddalon | 1 | 0 | 5 | 11 | .455 | 4 | 7 | .571 | 1 | 4 | .250 | 0 | 0 | .000 | 0 | 1 | 1 | 0 | 4 | 0 | 0 | 1 | 2 | 0 | 2 | 11 |
| 26 | John Sundell | 1 | 0 | 0 | 0 | .000 | 0 | 0 | .000 | 0 | 0 | .000 | 0 | 0 | .000 | 0 | 0 | 0 | 0 | 0 | 0 | 0 | 0 | 0 | 0 | 2 | 0 |
| 36 | Scott Pensivy | 1 | 0 | 0 | 1 | .000 | 0 | 0 | .000 | 0 | 1 | .000 | 0 | 0 | .000 | 1 | 0 | 1 | 1 | 0 | 0 | 0 | 0 | 0 | 0 | 2 | 0 |
| 49 | Aaron Taylor | 1 | 0 | 4 | 11 | .364 | 2 | 6 | .333 | 2 | 5 | .400 | 1 | 1 | 1.000 | 1 | 2 | 3 | 5 | 2 | 0 | 0 | 0 | 1 | 0 | 2 | 11 |
| 52 | Robby Findlay | 1 | 0 | 3 | 9 | .333 | 2 | 4 | .500 | 1 | 5 | .200 | 2 | 5 | .400 | 5 | 4 | 9 | 3 | 1 | 0 | 0 | 2 | 1 | 0 | 0 | 9 |
| 68 | Jim Melson | 1 | 0 | 3 | 6 | .500 | 3 | 5 | .600 | 0 | 1 | .000 | 0 | 0 | .000 | 2 | 2 | 4 | 0 | 1 | 0 | 0 | 2 | 2 | 0 | 0 | 6 |
| 71 | Evric Gray | 1 | 0 | 2 | 14 | .143 | 1 | 8 | .125 | 1 | 6 | .167 | 2 | 2 | 1.000 | 1 | 8 | 9 | 2 | 1 | 0 | 0 | 2 | 1 | 0 | 0 | 7 |
| | TEAM | 1 | 0 | 0 | 0 | .000 | 0 | 0 | .000 | 0 | 0 | .000 | 0 | 0 | .000 | 2 | 0 | 2 | 0 | 0 | 0 | 0 | 0 | 0 | 0 | 0 | 0 |
| | TOTALS | 1 | 0 | 17 | 57 | .298 | 12 | 34 | .353 | 5 | 23 | .217 | 5 | 8 | .625 | 13 | 17 | 30 | 12 | 10 | 0 | 0 | 7 | 8 | 0 | 2 | 44 |

