

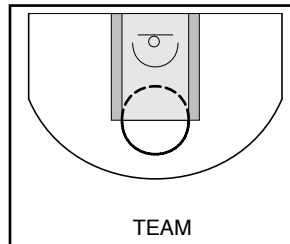
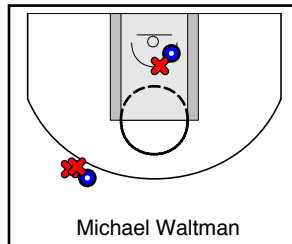
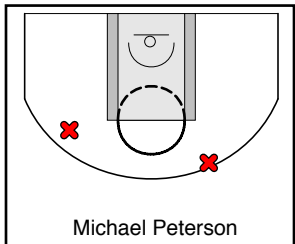
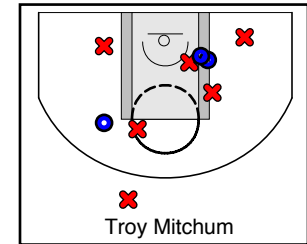
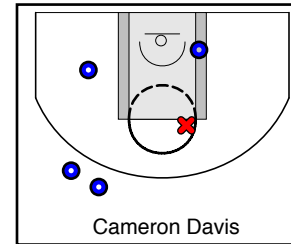
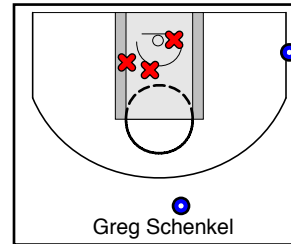
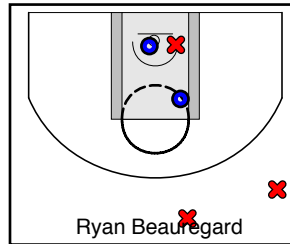
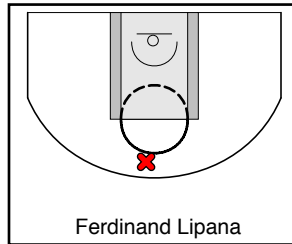
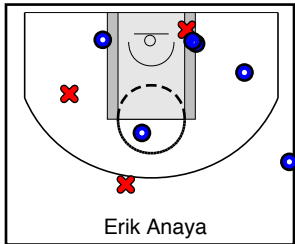
Team Sydney

07/27/2018 Team Sydney at Team Atlanta (USABFC)

	1	2	3	T
Team Sydney	9	29	16	54
Team Atlanta	8	9	16	33



#	Name	G	MIN	FGM	FGA	FG%	2PM	2PA	2P%	3PM	3PA	3P%	FTM	FTA	FT%	OREB	DREB	REB	AST	STL	BLK	DEF	TO	PF	CHG	PM	PTS	
17	Erik Anaya	1	0	6	10	.600	5	8	.625	1	2	.500	0	0	.000	1	2	3	3	1	0	0	0	0	0	0	22	13
22	Ferdinand Lipana	1	0	0	1	.000	0	1	.000	0	0	.000	0	0	.000	0	0	0	0	0	0	0	0	1	0	22	0	
29	Ryan Beauregard	1	0	2	6	.333	2	4	.500	0	2	.000	0	0	.000	2	1	3	0	0	0	0	1	2	0	22	4	
48	Greg Schenkel	1	0	2	5	.400	1	4	.250	1	1	1.000	0	0	.000	1	3	4	0	0	1	0	0	1	0	22	5	
61	Cameron Davis	1	0	5	6	.833	3	4	.750	2	2	1.000	2	4	.500	1	3	4	5	2	0	0	3	0	0	22	14	
64	Troy Mitchum	1	0	5	12	.417	4	11	.364	1	1	1.000	1	2	.500	3	2	5	0	0	0	0	0	1	0	0	12	
67	Michael Peterson	1	0	0	2	.000	0	2	.000	0	0	.000	0	0	.000	1	1	2	0	0	0	0	1	1	0	0	0	
84	Michael Waltman	1	0	2	5	.400	1	2	.500	1	3	.333	1	4	.250	0	3	3	1	0	0	0	1	0	0	0	6	
	TEAM	1	0	0	0	.000	0	0	.000	0	0	.000	0	0	.000	1	0	1	0	0	0	0	0	0	0	0	0	
	TOTALS	1	0	22	47	.468	16	36	.444	6	11	.545	4	10	.400	10	15	25	9	3	1	0	6	6	0	21	54	



Team Atlanta

07/27/2018 Team Sydney at Team Atlanta (USABFC)

	1	2	3	T
Team Sydney	9	29	16	54
Team Atlanta	8	9	16	33



#	Name	G	MIN	FGM	FGA	FG%	2PM	2PA	2P%	3PM	3PA	3P%	FTM	FTA	FT%	OREB	DREB	REB	AST	STL	BLK	DEF	TO	PF	CHG	PM	PTS
9	Ronn Nicolli	1	0	0	0	.000	0	0	.000	0	0	.000	0	0	.000	2	0	2	0	0	0	0	1	0	0	-22	0
25	Bryce Maddalon	1	0	0	1	.000	0	0	.000	0	1	.000	1	2	.500	0	0	0	2	1	0	0	6	2	0	-22	1
26	John Sundell	1	0	0	0	.000	0	0	.000	0	0	.000	0	0	.000	0	0	0	0	0	0	0	0	0	0	-22	0
36	Scott Pensivy	1	0	0	2	.000	0	1	.000	0	1	.000	0	0	.000	0	0	0	0	1	0	0	0	1	0	-22	0
49	Aaron Taylor	1	0	0	6	.000	0	4	.000	0	2	.000	0	0	.000	2	2	4	1	0	0	0	1	0	0	-22	0
52	Robby Findlay	1	0	6	16	.375	4	11	.364	2	5	.400	2	4	.500	4	6	10	4	1	1	0	2	2	0	0	16
68	Jim Melson	1	0	0	0	.000	0	0	.000	0	0	.000	0	0	.000	0	0	0	0	0	0	0	1	1	0	0	0
71	Evric Gray	1	0	5	13	.385	2	7	.286	3	6	.500	3	4	.750	4	6	10	3	2	2	0	1	2	0	0	16
	TEAM	1	0	0	0	.000	0	0	.000	0	0	.000	0	0	.000	1	1	2	0	0	0	0	0	0	0	0	0
	TOTALS	1	0	11	38	.289	6	23	.261	5	15	.333	6	10	.600	13	15	28	10	5	3	0	12	8	0	-21	33

