


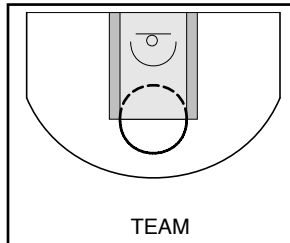
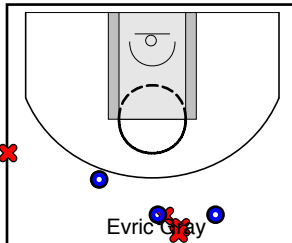
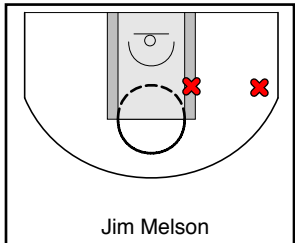
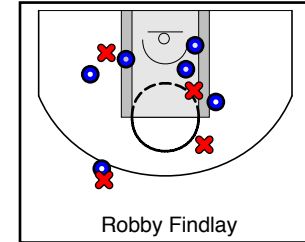
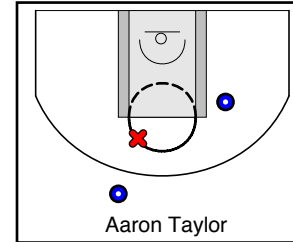
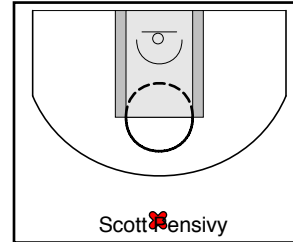
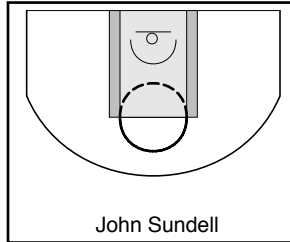
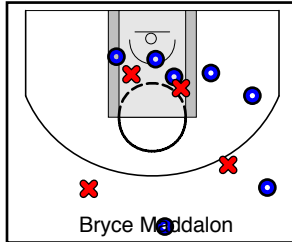
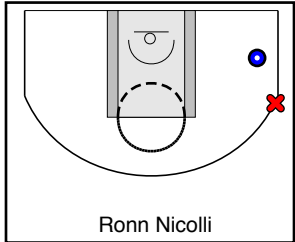
# Team Atlanta

07/29/2018 Team Atlanta at Team Beijing (USABFC)

	1	2	3	4	T
Team Atlanta	12	11	17	6	46
Team Beijing	7	11	7	2	27




#	Name	G	MIN	FGM	FGA	FG%	2PM	2PA	2P%	3PM	3PA	3P%	FTM	FTA	FT%	OREB	DREB	REB	AST	STL	BLK	DEF	TO	PF	CHG	PM	PTS
9	Ronn Nicolli	1	0	1	2	.500	1	2	.500	0	0	.000	0	0	.000	1	2	3	0	1	0	0	0	0	0	20	2
25	Bryce Maddalon	1	0	7	11	.636	6	8	.750	1	3	.333	0	1	.000	0	1	1	4	1	0	0	2	2	0	20	15
26	John Sundell	1	0	0	0	.000	0	0	.000	0	0	.000	0	0	.000	0	0	0	0	0	0	0	0	0	20	0	
36	Scott Pensivy	1	0	0	1	.000	0	0	.000	0	1	.000	0	0	.000	2	0	2	4	0	0	0	1	1	0	20	0
49	Aaron Taylor	1	0	2	3	.667	1	2	.500	1	1	1.000	0	0	.000	1	0	1	3	1	0	0	2	0	0	20	5
52	Robby Findlay	1	0	6	10	.600	5	9	.556	1	1	1.000	2	2	1.000	1	7	8	2	2	0	0	3	1	0	0	15
68	Jim Melson	1	0	0	2	.000	0	2	.000	0	0	.000	0	0	.000	0	2	2	1	0	0	0	0	1	0	0	0
71	Evric Gray	1	0	3	7	.429	0	0	.000	3	7	.429	0	0	.000	0	3	3	3	3	0	0	0	2	0	0	9
	TEAM	1	0	0	0	.000	0	0	.000	0	0	.000	0	0	.000	1	2	3	0	0	0	0	0	0	0	0	0
	<b>TOTALS</b>	<b>1</b>	<b>0</b>	<b>19</b>	<b>36</b>	<b>.528</b>	<b>13</b>	<b>23</b>	<b>.565</b>	<b>6</b>	<b>13</b>	<b>.462</b>	<b>2</b>	<b>3</b>	<b>.667</b>	<b>6</b>	<b>17</b>	<b>23</b>	<b>17</b>	<b>8</b>	<b>0</b>	<b>0</b>	<b>8</b>	<b>7</b>	<b>0</b>	<b>19</b>	<b>46</b>



# Team Beijing

07/29/2018 Team Atlanta at Team Beijing (USABFC)

	1	2	3	4	T
Team Atlanta	12	11	17	6	46
Team Beijing	7	11	7	2	27



#	Name	G	MIN	FGM	FGA	FG%	2PM	2PA	2P%	3PM	3PA	3P%	FTM	FTA	FT%	OREB	DREB	REB	AST	STL	BLK	DEF	TO	PF	CHG	PM	PTS
4	Reese Fitzpatrick	1	0	0	0	.000	0	0	.000	0	0	.000	0	0	.000	0	0	0	0	0	0	0	0	0	0	-20	0
7	George Jikovski	1	0	2	5	.400	2	5	.400	0	0	.000	0	0	.000	0	0	0	4	0	0	0	4	1	0	-20	4
8	Ernie Lee	1	0	0	2	.000	0	1	.000	0	1	.000	0	0	.000	0	0	0	1	0	0	0	1	0	0	-20	0
10	Arash Shamoeli	1	0	0	0	.000	0	0	.000	0	0	.000	0	0	.000	0	0	0	0	0	0	0	0	0	0	-20	0
31		1	0	0	0	.000	0	0	.000	0	0	.000	0	0	.000	0	0	0	0	0	0	0	0	0	0	-20	0
40	Tom Hayes	1	0	5	12	.417	5	10	.500	0	2	.000	0	0	.000	0	4	4	1	0	0	0	1	0	0	0	10
42	Haywood Batchelor	1	0	0	7	.000	0	7	.000	0	0	.000	0	2	.000	6	2	8	1	0	0	0	4	0	0	0	0
53	Mario Candela	1	0	0	1	.000	0	1	.000	0	0	.000	1	2	.500	1	1	2	3	0	0	0	0	0	0	0	1
69		1	0	3	5	.600	0	1	.000	3	4	.750	0	2	.000	1	2	3	0	1	0	0	0	0	0	0	9
72	Charlie Stone	1	0	1	2	.500	0	0	.000	1	2	.500	0	0	.000	0	1	1	1	0	0	0	1	0	0	0	3
	TEAM	1	0	0	0	.000	0	0	.000	0	0	.000	0	0	.000	0	2	2	0	0	0	0	0	0	0	0	0
	<b>TOTALS</b>	1	0	11	34	.324	7	25	.280	4	9	.444	1	6	.167	8	12	20	11	1	0	0	11	1	0	-19	27

