

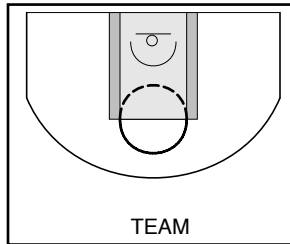
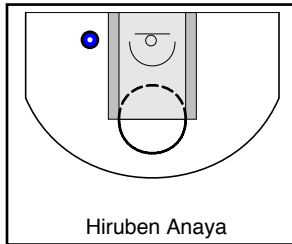
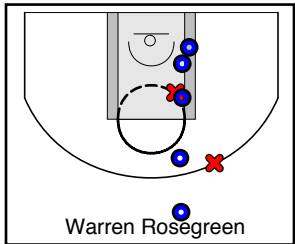

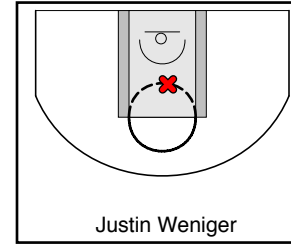
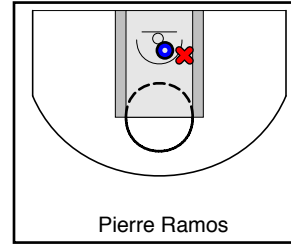
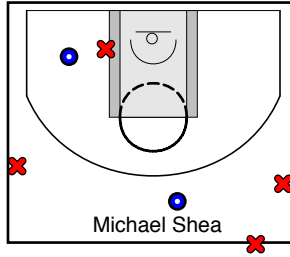
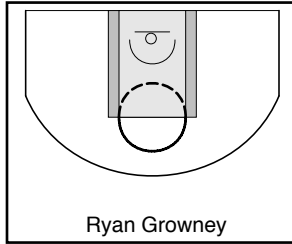
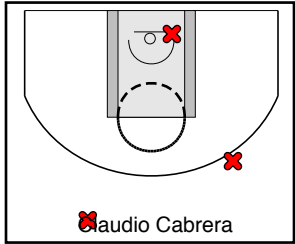
Team Barcelona

07/29/2018 Team Barcelona at Team Los Angeles (USA)

	1	2	3	4	T
Team Barcelona	10	14	6	3	33
Team Los Angeles	11	9	19	7	46




#	Name	G	MIN	FGM	FGA	FG%	2PM	2PA	2P%	3PM	3PA	3P%	FTM	FTA	FT%	OREB	DREB	REB	AST	STL	BLK	DEF	TO	PF	CHG	PM	PTS
5	Claudio Cabrera	1	0	0	3	.000	0	1	.000	0	2	.000	0	0	.000	0	1	1	0	0	0	0	0	1	0	-11	0
21	Ryan Growney	1	0	0	0	.000	0	0	.000	0	0	.000	0	0	.000	0	0	0	0	0	0	0	0	0	0	-11	0
33	Michael Shea	1	0	2	7	.286	1	2	.500	1	5	.200	0	0	.000	0	1	1	1	0	0	0	2	3	0	-11	5
46	Pierre Ramos	1	0	2	4	.500	2	4	.500	0	0	.000	1	1	1.000	2	1	3	1	0	0	0	3	6	0	-11	5
50	Justin Weniger	1	0	0	2	.000	0	2	.000	0	0	.000	0	0	.000	2	2	4	3	1	0	0	3	2	0	-11	0
51	Marcus Wilson	1	0	3	8	.375	3	6	.500	0	2	.000	1	2	.500	1	6	7	0	2	1	0	1	2	0	0	7
55	Warren Rosegreen	1	0	5	9	.556	4	8	.500	1	1	1.000	3	6	.500	3	4	7	1	1	1	0	2	3	0	0	14
70	Hiruben Anaya	1	0	1	2	.500	1	2	.500	0	0	.000	0	0	.000	0	1	1	0	0	0	0	0	0	0	0	2
	TEAM	0	0	0	0	.000	0	0	.000	0	0	.000	0	0	.000	0	0	0	0	0	0	0	0	0	0	0	0
	TOTALS	1	0	13	35	.371	11	25	.440	2	10	.200	5	9	.556	8	16	24	6	4	2	0	11	17	0	-13	33



Team Los Angeles

07/29/2018 Team Barcelona at Team Los Angeles (USA)

	1	2	3	4	T
Team Barcelona	10	14	6	3	33
Team Los Angeles	11	9	19	7	46



#	Name	G	MIN	FGM	FGA	FG%	2PM	2PA	2P%	3PM	3PA	3P%	FTM	FTA	FT%	OREB	DREB	REB	AST	STL	BLK	DEF	TO	PF	CHG	PM	PTS
0	Stephen McFayden	1	0	0	2	.000	0	2	.000	0	0	.000	2	2	1.000	1	2	3	0	1	0	0	1	2	0	11	2
11	Garry Munson	1	0	0	2	.000	0	2	.000	0	0	.000	0	0	.000	1	2	3	1	0	0	0	0	1	0	11	0
12	Pete Carr	1	0	1	6	.167	1	6	.167	0	0	.000	2	4	.500	0	1	1	0	1	0	0	2	1	0	11	4
19	Alex Cordova	1	0	0	0	.000	0	0	.000	0	0	.000	0	0	.000	1	0	1	1	0	0	0	0	0	0	11	0
24	Daniel Feldstein	1	0	4	8	.500	2	5	.400	2	3	.667	4	4	1.000	0	3	3	2	2	0	0	0	0	0	11	14
28	Nevada Colwell	1	0	0	1	.000	0	1	.000	0	0	.000	0	0	.000	0	2	2	3	0	0	0	1	1	0	0	0
45	Ben Nicolas	1	0	1	3	.333	1	3	.333	0	0	.000	0	0	.000	2	3	5	0	0	1	0	1	3	0	0	2
54	John Rice	1	0	5	11	.455	3	6	.500	2	5	.400	12	12	1.000	0	3	3	1	3	2	0	1	3	0	0	24
	TEAM	1	0	0	0	.000	0	0	.000	0	0	.000	0	0	.000	1	1	2	0	0	0	0	0	0	0	0	0
	TOTALS	1	0	11	33	.333	7	25	.280	4	8	.500	20	22	.909	6	17	23	8	7	3	0	6	11	0	13	46

