


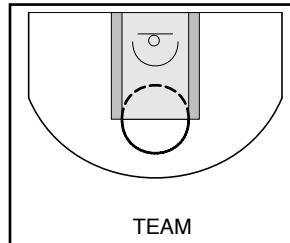
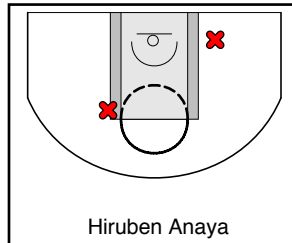
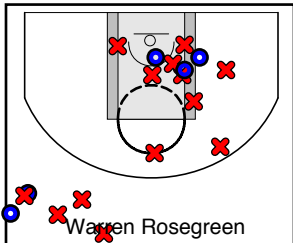
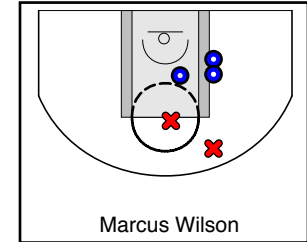
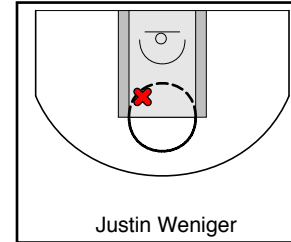
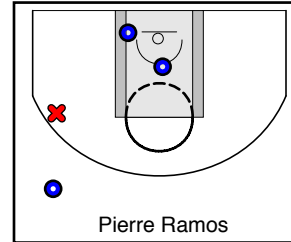
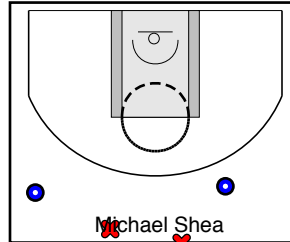
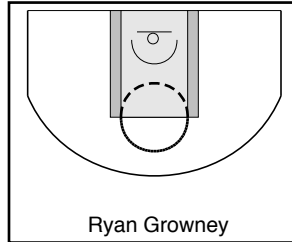
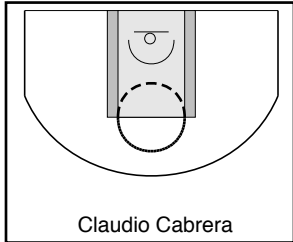
Team Barcelona

07/29/2018 Team Barcelona at Team Sydney (USABFC)

	1	2	3	4	T
Team Barcelona	0	21	8	8	37
Team Sydney	0	11	4	13	28




#	Name	G	MIN	FGM	FGA	FG%	2PM	2PA	2P%	3PM	3PA	3P%	FTM	FTA	FT%	OREB	DREB	REB	AST	STL	BLK	DEF	TO	PF	CHG	PM	PTS
5	Claudio Cabrera	1	0	0	0	.000	0	0	.000	0	0	.000	0	0	.000	0	1	1	0	0	0	0	1	2	0	8	0
21	Ryan Growney	1	0	0	0	.000	0	0	.000	0	0	.000	0	0	.000	0	0	0	0	0	0	0	0	0	0	8	0
33	Michael Shea	1	0	2	4	.500	0	0	.000	2	4	.500	0	3	.000	1	1	2	1	2	0	0	2	2	0	8	6
46	Pierre Ramos	1	0	3	4	.750	2	2	1.000	1	2	.500	0	0	.000	2	0	2	1	0	1	0	0	1	0	8	7
50	Justin Weniger	1	0	0	2	.000	0	2	.000	0	0	.000	0	0	.000	0	2	2	2	0	0	0	1	1	0	8	0
51	Marcus Wilson	1	0	3	6	.500	3	6	.500	0	0	.000	0	0	.000	1	7	8	0	1	2	0	0	0	0	0	6
55	Warren Rosegreen	1	0	6	19	.316	4	12	.333	2	7	.286	4	6	.667	6	12	18	5	1	1	0	4	2	0	0	18
70	Hiruben Anaya	1	0	0	2	.000	0	2	.000	0	0	.000	0	0	.000	0	2	2	0	0	0	0	1	1	0	0	0
	TEAM	0	0	0	0	.000	0	0	.000	0	0	.000	0	0	.000	0	0	0	0	0	0	0	0	0	0	0	0
	TOTALS	1	0	14	37	.378	9	24	.375	5	13	.385	4	9	.444	10	25	35	9	4	4	0	9	9	0	9	37



Team Sydney

07/29/2018 Team Barcelona at Team Sydney (USABFC)

	1	2	3	4	T
Team Barcelona	0	21	8	8	37
Team Sydney	0	11	4	13	28



#	Name	G	MIN	FGM	FGA	FG%	2PM	2PA	2P%	3PM	3PA	3P%	FTM	FTA	FT%	OREB	DREB	REB	AST	STL	BLK	DEF	TO	PF	CHG	PM	PTS	
17	Erik Anaya	1	0	2	7	.286	2	5	.400	0	2	.000	0	0	.000	1	4	5	3	1	0	0	1	1	0	-8	4	
22	Ferdinand Lipana	1	0	0	0	.000	0	0	.000	0	0	.000	0	0	.000	0	0	0	0	0	0	0	0	0	0	-8	0	
29	Ryan Beaugard	1	0	0	1	.000	0	1	.000	0	0	.000	0	0	.000	0	0	0	1	1	0	0	1	0	0	-8	0	
48	Greg Schenkel	1	0	0	4	.000	0	2	.000	0	2	.000	0	0	.000	0	3	3	0	2	0	0	1	3	0	-8	0	
61	Cameron Davis	1	0	5	16	.312	4	11	.364	1	5	.200	1	2	.500	4	4	8	0	2	1	0	1	3	0	-8	12	
64	Troy Mitchum	1	0	2	9	.222	2	8	.250	0	1	.000	0	0	.000	2	0	2	0	0	0	0	0	0	0	0	0	4
67	Michael Peterson	1	0	1	2	.500	1	2	.500	0	0	.000	0	0	.000	0	1	1	2	0	0	0	1	0	0	0	2	
84	Michael Waltman	1	0	3	9	.333	3	7	.429	0	2	.000	0	0	.000	0	2	2	1	0	0	0	0	1	0	0	6	
	TEAM	1	0	0	0	.000	0	0	.000	0	0	.000	0	0	.000	2	1	3	0	0	0	0	0	0	0	0	0	
	TOTALS	1	0	13	48	.271	12	36	.333	1	12	.083	1	2	.500	9	15	24	7	6	1	0	5	8	0	-9	28	

