

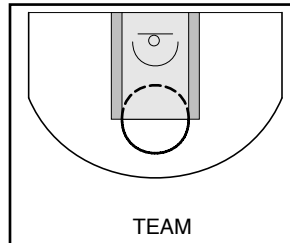
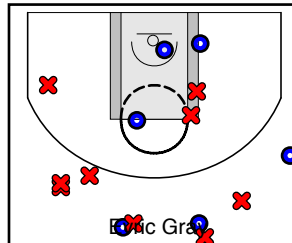
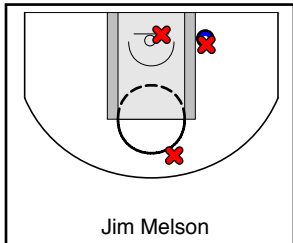
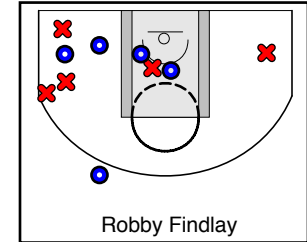
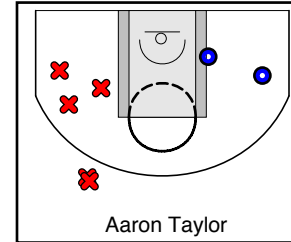
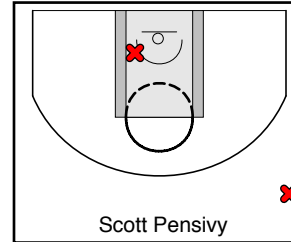
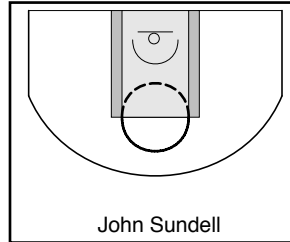
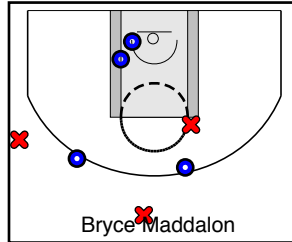
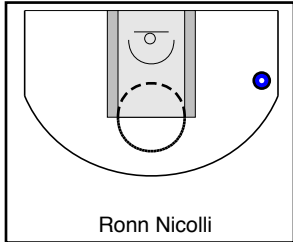
# Team Atlanta

07/28/2018 Team Atlanta at Team Barcelona (USAB)

	1	2	3	4	OT1	T
Team Atlanta	14	6	15	18	3	56
Team Barcelona	14	20	9	10	2	55




#	Name	G	MIN	FGM	FGA	FG%	2PM	2PA	2P%	3PM	3PA	3P%	FTM	FTA	FT%	OREB	DREB	REB	AST	STL	BLK	DEF	TO	PF	CHG	PM	PTS
9	Ronn Nicolli	1	1	1	2	.500	1	1	1.000	0	1	.000	0	0	.000	0	0	0	1	0	0	0	0	0	0	2	2
25	Bryce Maddalon	1	1	4	8	.500	3	5	.600	1	3	.333	5	6	.833	0	2	2	3	1	0	0	3	2	0	2	14
26	John Sundell	1	1	0	0	.000	0	0	.000	0	0	.000	0	0	.000	0	0	0	0	0	0	0	0	0	0	2	0
36	Scott Pensivy	1	1	0	3	.000	0	1	.000	0	2	.000	1	2	.500	2	1	3	3	0	0	0	2	0	0	2	1
49	Aaron Taylor	1	1	2	8	.250	2	3	.667	0	5	.000	0	0	.000	0	2	2	2	2	0	0	1	4	0	2	4
52	Robby Findlay	1	0	5	10	.500	4	8	.500	1	2	.500	3	4	.750	3	9	12	2	2	1	0	2	2	0	0	14
68	Jim Melson	1	0	1	4	.250	1	4	.250	0	0	.000	0	0	.000	2	1	3	1	0	0	0	0	0	0	0	2
71	Evric Gray	1	0	6	15	.400	3	5	.600	3	10	.300	4	5	.800	3	8	11	1	1	1	0	2	1	0	0	19
	TEAM	1	0	0	0	.000	0	0	.000	0	0	.000	0	0	.000	0	2	2	0	0	0	0	0	0	0	0	0
	<b>TOTALS</b>	<b>1</b>	<b>0</b>	<b>19</b>	<b>50</b>	<b>.380</b>	<b>14</b>	<b>27</b>	<b>.519</b>	<b>5</b>	<b>23</b>	<b>.217</b>	<b>13</b>	<b>17</b>	<b>.765</b>	<b>10</b>	<b>25</b>	<b>35</b>	<b>13</b>	<b>6</b>	<b>2</b>	<b>0</b>	<b>10</b>	<b>9</b>	<b>0</b>	<b>1</b>	<b>56</b>



# Team Barcelona

07/28/2018 Team Atlanta at Team Barcelona (USAB)

	1	2	3	4	OT1	T
Team Atlanta	14	6	15	18	3	56
Team Barcelona	14	20	9	10	2	55



#	Name	G	MIN	FGM	FGA	FG%	2PM	2PA	2P%	3PM	3PA	3P%	FTM	FTA	FT%	OREB	DREB	REB	AST	STL	BLK	DEF	TO	PF	CHG	PM	PTS
5	Claudio Cabrera	1	1	2	3	.667	2	3	.667	0	0	.000	0	0	.000	1	1	2	0	0	0	0	2	2	0	-2	4
21	Ryan Growney	1	1	0	0	.000	0	0	.000	0	0	.000	0	0	.000	0	0	0	0	0	0	0	0	0	0	-2	0
33	Michael Shea	1	1	6	12	.500	3	4	.750	3	8	.375	0	0	.000	0	1	1	2	0	0	0	2	3	0	-2	15
46	Pierre Ramos	1	1	3	8	.375	3	5	.600	0	3	.000	0	0	.000	1	1	2	2	3	0	0	1	3	0	-2	6
50	Justin Weniger	1	1	0	3	.000	0	3	.000	0	0	.000	0	0	.000	2	6	8	2	0	0	0	3	2	0	-2	0
51	Marcus Wilson	1	0	4	10	.400	4	10	.400	0	0	.000	0	0	.000	1	9	10	4	1	1	0	0	0	0	0	8
55	Warren Rosegreen	1	0	8	18	.444	4	14	.286	4	4	1.000	2	4	.500	3	3	6	1	3	0	0	0	3	0	0	22
70	Hiruben Anaya	1	0	0	3	.000	0	3	.000	0	0	.000	0	0	.000	2	0	2	0	0	0	0	1	0	0	0	0
	TEAM	1	0	0	0	.000	0	0	.000	0	0	.000	0	0	.000	1	4	5	0	0	0	0	0	0	0	0	0
	<b>TOTALS</b>	<b>1</b>	<b>0</b>	<b>23</b>	<b>57</b>	<b>.404</b>	<b>16</b>	<b>42</b>	<b>.381</b>	<b>7</b>	<b>15</b>	<b>.467</b>	<b>2</b>	<b>4</b>	<b>.500</b>	<b>11</b>	<b>25</b>	<b>36</b>	<b>11</b>	<b>7</b>	<b>1</b>	<b>0</b>	<b>9</b>	<b>13</b>	<b>0</b>	<b>-1</b>	<b>55</b>

