

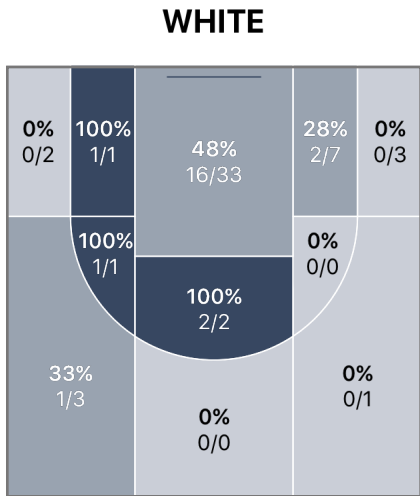
Team Sydney 50 - 47 Team London

Home


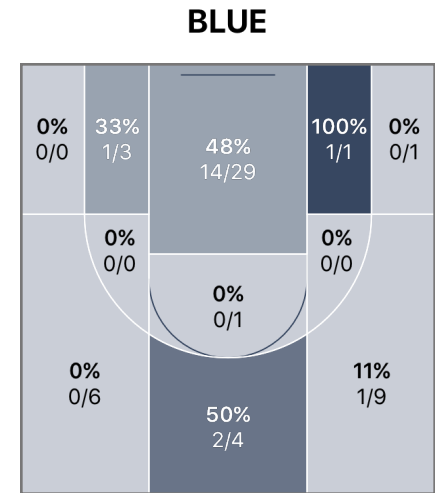
Tournament

Friday, July 22, 2016

WHITE 50 **Game Over** **47 BLUE**




	1	2	3	4
WHITE	18	4	12	16
BLUE	16	10	8	13



POINTS

WHITE	BLUE
43% FG%	35%
11% 3PT FG%	15%
27% FT%	60%
32 PTS IN PAINT	28




Team Totals


	FGM-A	3PM-A	FTM-A	PIP	OREB	DREB	REB	2CP	AST	STL	POT	BLK	TO	PF	PTS
TEAM SYDNEY	23-53	1-9	3-11	32	9	22	31	12	15	6	12	2	8	6	50
TEAM LONDON	19-54	3-20	6-10	28	12	26	38	3	9	6	8	2	10	11	47

FGM-A - Field Goal Makes/Attempts OREB - Offensive Rebounds AST - Assists TO - Turnovers
 3PM-A - 3 Point Makes/Attempts DREB - Defensive Rebounds STL - Steals PF - Personal & Technical Fouls
 FTM-A - Free Throw Makes/Attempts REB - Rebounds POT - Points off Turnovers PTS - Total Points
 PIP - Points in the Paint 2CP - 2nd Chance Points BLK - Blocks

Team Sydney 50 - 47 Team London

 Home

 Tournament

 Friday, July 22, 2016

Team Sydney Stats

PLAYERS	FGM-A	3PM-A	FTM-A	PIP	OREB	DREB	REB	2CP	AST	STL	POT	BLK	TO	PF	PTS
#39, W Rosegreen	11-22	0-1	2-5	20	4	6	10	7	2	2	7	0	2	1	24
#21, B Mejia	6-15	0-2	0-0	4	0	4	4	2	1	1	4	1	0	2	12
#67, M Peterson	2-3	0-0	1-2	2	1	4	5	0	1	1	1	0	1	1	5
#43, E Saxvik	2-5	0-0	0-2	4	0	4	4	0	2	0	0	0	1	1	4
#16, T Cohen	1-5	1-4	0-1	0	3	3	6	3	9	2	0	1	1	1	3
#17, D Crawley	1-1	0-0	0-1	2	0	0	0	0	0	0	0	0	0	0	2
#3, C Paulson	0-2	0-2	0-0	0	0	0	0	0	0	0	0	0	0	0	0
#30, M Hawk	0-0	0-0	0-0	0	0	0	0	0	0	0	0	0	0	0	0
Unassigned/Team	0-0	0-0	0-0	0	1	1	2	0	0	0	0	0	3	0	0
Total	23-53	1-9	3-11	32	9	22	31	12	15	6	12	2	8	6	50


FLAGRANT FOULS

TEAM SYDNEY None


TECHNICAL FOULS

TEAM SYDNEY None

Team Sydney 50 - 47 Team London

 Home

 Tournament

 Friday, July 22, 2016

Team London Stats

PLAYERS	FGM-A	3PM-A	FTM-A	PIP	OREB	DREB	REB	2CP	AST	STL	POT	BLK	TO	PF	PTS
#57, R Meier	6-9	2-4	2-2	8	0	5	5	2	2	5	4	0	1	0	16
#27, D Cross	4-11	0-3	0-2	8	2	1	3	0	1	0	2	1	3	4	8
#14, R Fitzpatrick	3-11	0-4	1-2	4	1	2	3	0	2	0	0	1	0	1	7
#82, M Tullis	2-6	0-2	0-0	4	1	2	3	0	1	0	2	0	1	1	4
#12, G Jikovski	2-7	0-4	0-0	2	0	1	1	0	0	0	0	0	1	1	4
#60, B Nicolas	1-3	0-1	1-2	2	3	6	9	1	0	0	0	0	0	1	3
#19, B Cunningham	1-1	1-1	0-0	0	1	1	2	0	1	0	0	0	1	0	3
#13, M Scotch	0-6	0-1	2-2	0	3	8	11	0	2	1	0	0	1	2	2
Unassigned/Team	0-0	0-0	0-0	0	1	0	1	0	0	0	0	0	2	1	0
Total	19-54	3-20	6-10	28	12	26	38	3	9	6	8	2	10	11	47

FLAGRANT FOULS

BLUE TEAM None

TECHNICAL FOULS

BLUE TEAM #13, Scotch