

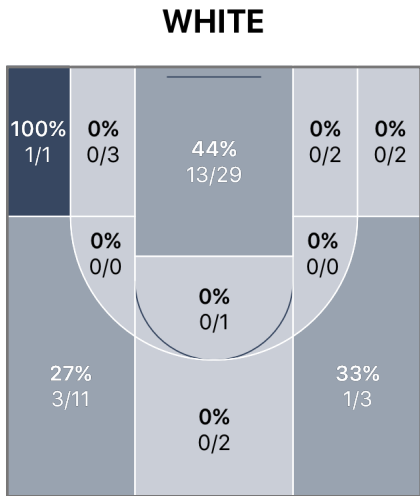
Team Atlanta 44 - 49 Team London

Home


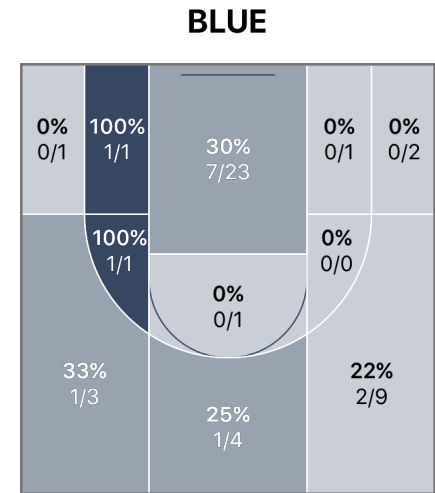
Tournament

Friday, July 22, 2016

WHITE
44
Game Over
49
BLUE

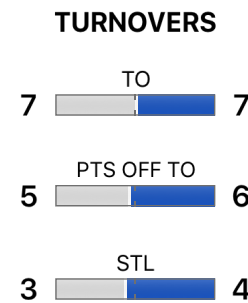


	1	2	3	4
WHITE	11	13	11	9
BLUE	11	11	11	16



POINTS

WHITE	BLUE
33%	28%
26%	21%
33%	70%
26	14




Team Totals


	FGM-A	3PM-A	FTM-A	PIP	OREB	DREB	REB	2CP	AST	STL	POT	BLK	TO	PF	PTS
TEAM ATLANTA	18-54	5-19	3-9	26	10	29	39	10	12	3	5	1	7	18	44
TEAM LONDON	13-46	4-19	19-27	14	10	29	39	12	5	4	6	0	7	9	49

FGM-A - Field Goal Makes/Attempts	OREB - Offensive Rebounds	AST - Assists	TO - Turnovers
3PM-A - 3 Point Makes/Attempts	DREB - Defensive Rebounds	STL - Steals	PF - Personal & Technical Fouls
FTM-A - Free Throw Makes/Attempts	REB - Rebounds	POT - Points off Turnovers	PTS - Total Points
PIP - Points in the Paint	2CP - 2nd Chance Points	BLK - Blocks	

Team Atlanta 44 - 49 Team London

 Home

 Tournament

 Friday, July 22, 2016

Team Atlanta Stats

PLAYERS	FGM-A	3PM-A	FTM-A	PIP	OREB	DREB	REB	2CP	AST	STL	POT	BLK	TO	PF	PTS ▾
#45, K Betts	7-18	4-11	1-2	6	2	3	5	6	2	0	3	0	0	2	19
#38, J Vernon	7-17	0-3	2-4	14	6	9	15	2	1	0	2	0	0	3	16
#31, M Mayorca	2-5	0-0	0-3	4	1	4	5	0	1	1	0	1	2	3	4
#76, R Devendorf	1-5	1-2	0-0	0	0	0	0	0	3	1	0	0	0	0	3
#79, L Fry	1-4	0-0	0-0	2	1	5	6	2	0	0	0	0	0	2	2
#8, J Mok	0-4	0-3	0-0	0	0	4	4	0	3	0	0	0	0	4	0
#5, J Taubenfeld	0-1	0-0	0-0	0	0	3	3	0	2	1	0	0	0	3	0
#88, F Liana	0-0	0-0	0-0	0	0	0	0	0	0	0	0	0	0	0	0
Unassigned/Team	0-0	0-0	0-0	0	0	1	1	0	0	0	0	0	5	1	0
Total	18-54	5-19	3-9	26	10	29	39	10	12	3	5	1	7	18	44


FLAGRANT FOULS

TEAM ATLAN... None


TECHNICAL FOULS

TEAM ATLAN... None

Team Atlanta 44 - 49 Team London

 Home

 Tournament

 Friday, July 22, 2016

Team London Stats

PLAYERS	FGM-A	3PM-A	FTM-A	PIP	OREB	DREB	REB	2CP	AST	STL	POT	BLK	TO	PF	PTS
#57, R Meier	5-12	3-6	2-5	4	1	3	4	2	2	1	2	0	0	1	15
#14, R Fitzpatrick	3-9	0-4	4-5	6	3	1	4	8	1	0	2	0	2	3	10
#82, M Tullis	2-7	1-4	1-4	0	1	5	6	0	0	1	2	0	1	1	6
#27, D Cross	1-5	0-1	4-5	2	2	1	3	0	1	1	0	0	1	0	6
#12, G Jikovski	1-4	0-1	2-2	2	1	2	3	2	0	0	0	0	0	2	4
#60, B Nicolas	1-3	0-0	2-2	0	1	7	8	0	0	0	0	0	0	0	4
#13, M Scotch	0-3	0-1	4-4	0	1	7	8	0	1	1	0	0	1	2	4
#19, B Cunningham	0-3	0-2	0-0	0	0	2	2	0	0	0	0	0	1	0	0
Unassigned/Team	0-0	0-0	0-0	0	0	1	1	0	0	0	0	0	1	0	0
Total	13-46	4-19	19-27	14	10	29	39	12	5	4	6	0	7	9	49

FLAGRANT FOULS

BLUE TEAM None

TECHNICAL FOULS

BLUE TEAM None